

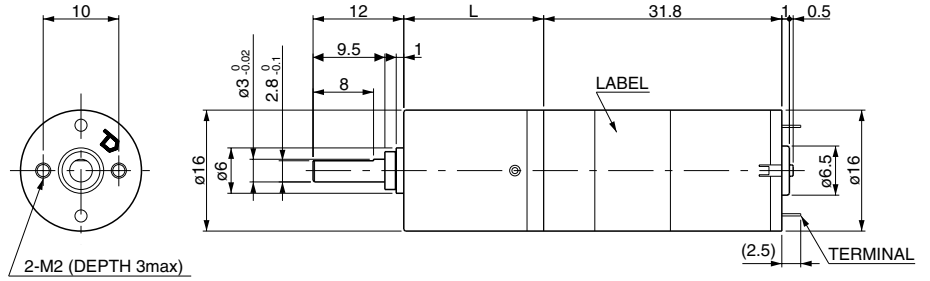
TG-87

(1.7W) Ø 16,
COMPACT SIZE.

APPLICATION: ATM, MONEY COUNTING MACHINE, CARD READER, SECURITY CAMERA, CARD DISPENSER, CASSETTE LOADING etc.

GU

TG-87A
TG-87B



Allowable torque-speed characteristics

MODEL	GEAR RATIO	1	1	1	1	1	1	1	1	1	1	1	1	1	1
		3.5	4.9	12.5	17.3	24.1	44	61.2	85.1	118	155	216	300	418	581
TG-87A-GU (12V)	SPEED(r/min)	3336	2352	939	697	485	267	189	136	97.3	74.4	53.2	38.8	28.2	20.9
	TORQUE(mN-m)	2.9	4.9	9.8	14.7	19.6	34.3	49	68.6	98	107.8	147	196	245	245
	TORQUE(kg-cm)	0.03	0.05	0.1	0.1	0.2	0.3	0.5	0.7	1	1.1	1.6	2	2.5	2.5
TG-87B-GU (24V)	SPEED(r/min)	3336	2352	939	697	485	267	189	136	97.3	74.4	53.3	38.8	28.2	20.9
	TORQUE(mN-m)	2.9	4.9	9.8	9.8	19.6	29.4	49	68.6	98	107.8	156.8	196	245	245
	TORQUE(kg-cm)	0.03	0.05	0.1	0.1	0.2	0.3	0.5	0.7	1	1.1	1.6	2	2.5	2.5

GU	GEAR RATIO	L (mm)	STAGE	TORQUE (kg-cm)	WEIGHT (g)
	1/3.5~1/4.9	15.1	1	0.5	18
	1/12.5~1/24.1	18.5	2	1	21
	1/44~1/118	22	3	1.5	24
	1/155	25.5	4	1.5	28
	1/216~1/581	25.5	4	2.5	28

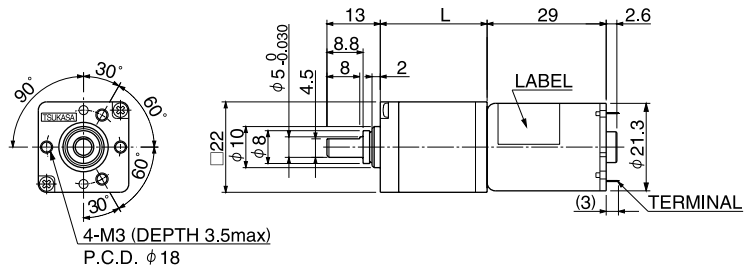
TG-01

(0.4~0.8W) Ø 21,
SLIM TYPE, COMPACT DESIGN.

APPLICATION: ATM, MONEY COUNTING MACHINE, CARD READER, BLINDS, SECURITY CAMERA, MEDICAL EQUIPMENT, CARD DISPENSER, CASSETTE LOADING etc.

EU

TG-01F
TG-01G
TG-01H



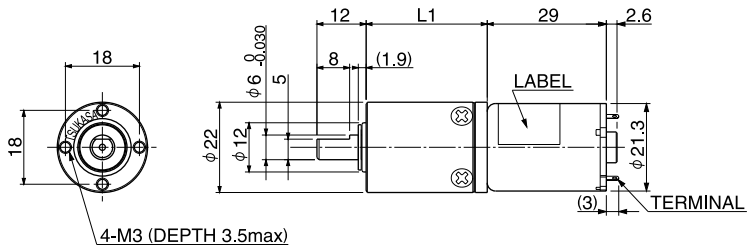
Allowable torque-speed characteristics

MODEL	GEAR RATIO	1	1	1	1	1	1	1	1	1	1	1	1	1	1
		12.1	17.6	20.6	25.5	42.1	61.2	71.7	88.7	104	129				
TG-01F-EU (24V)	SPEED(r/min)	316	225	194	149	94.1	62.6	53	43	36.7	29.5				
	TORQUE(mN-m)	8.82	9.8	9.8	19.6	19.6	39.2	49	58.8	68.6	88.2				
	TORQUE(kg-cm)	0.09	0.1	0.1	0.2	0.2	0.4	0.5	0.6	0.7	0.9				
TG-01G-EU (24V)	SPEED(r/min)	609	425	365	289	177	121	103	83	70.9	57.1				
	TORQUE(mN-m)	8.82	8.82	9.8	19.6	19.6	39.2	49	58.8	68.6	88.2				
	TORQUE(kg-cm)	0.09	0.1	0.1	0.2	0.2	0.4	0.5	0.6	0.7	0.9				
TG-01H-EU (12V)	SPEED(r/min)	600	420	361	285	175	119	101	81.8	69.9	56.3				
	TORQUE(mN-m)	8.82	9.8	9.8	19.6	19.6	39.2	49	58.8	68.6	88.2				
	TORQUE(kg-cm)	0.09	0.1	0.1	0.2	0.2	0.4	0.5	0.6	0.7	0.9				

EU	GEAR RATIO	L (mm)	STAGE	TORQUE (kg-cm)	WEIGHT (g)
	1/12.1~1/25.5	21	2	1	34
	1/42.1~1/129	26	3	1.5	36

FU

TG-01F
TG-01G
TG-01H



Allowable torque-speed characteristics

MODEL	GEAR RATIO	1	1	1	1	1	1	1	1	1	1	1	1	1	1
		4	4.7	16	19	23	64	76	90	107	256	304	361	429	509
TG-01F-FU (24V)	SPEED(r/min)	1026	855	258	220	187	63.7	53.4	44.9	37.9	15.8	13.3	11.3	9.5	8
	TORQUE(mN-m)	2.94	3.92	9.8	9.8	9.8	39.2	49	58.8	68.6	147	176.4	196	245	294
	TORQUE(kg-cm)	0.03	0.04	0.1	0.1	0.1	0.4	0.5	0.6	0.7	1.5	1.8	2	2.5	3
TG-01G-FU (24V)	SPEED(r/min)	1919	1604	481	409	347	119	100	84.3	71.1	29.7	25	21.2	17.8	14.9
	TORQUE(mN-m)	2.94	3.92	9.8	9.8	9.8	39.2	49	49	68.6	147	176.4	196	245	294
	TORQUE(kg-cm)	0.03	0.04	0.1	0.1	0.1	0.4	0.5	0.5	0.7	1.5	1.8	2	2.5	3
TG-01H-FU (12V)	SPEED(r/min)	1924	1608	482	410	348	120	100	84.5	71.3	29.8	25.1	21.2	17.8	15
	TORQUE(mN-m)	2.94	3.92	9.8	9.8	9.8	39.2	49	58.8	68.6	147	176	196	245	294
	TORQUE(kg-cm)	0.03	0.04	0.1	0.1	0.1	0.4	0.5	0.6	0.7	1.5	1.8	2	2.5	3

FU	GEAR RATIO	L (mm)	STAGE	TORQUE (kg-cm)	WEIGHT (g)
	1/4~1/4.7	19.5	1	0.5	41
	1/16~1/23	24.5	2	1	49
	1/64~1/107	29.5	3	2	57
	1/256~1/509	34.5	4	3	66

